



AMF

Hatteras

61 Motor Yacht

Hatteras Proudly Presents The Sixty One Motor Yacht

The new 61 Motor Yacht from Hatteras reflects classic luxury styling and incorporates an all new spacious layout and seaworthy hull design.

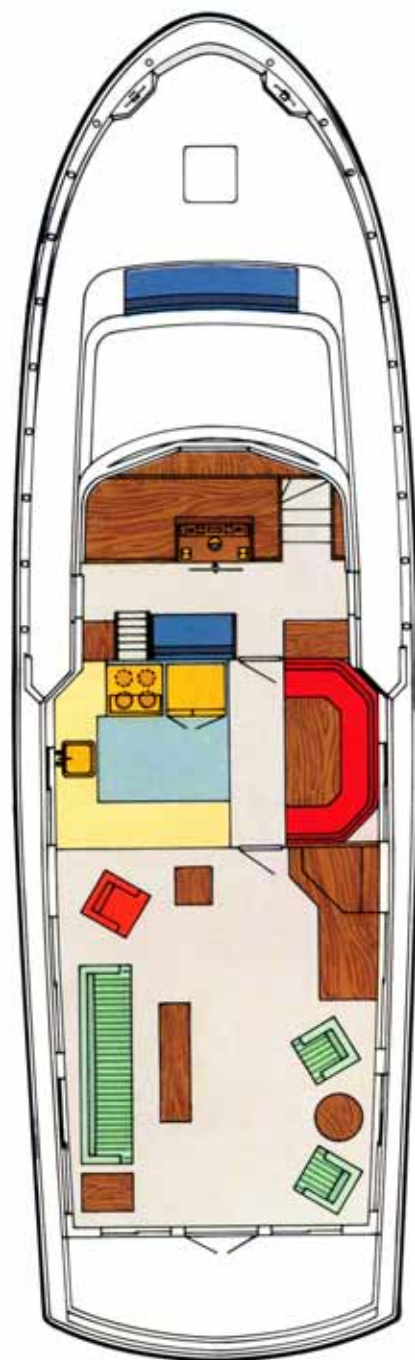
She's a new breed within the motor yacht family that lives up to the earned Hatteras reputation as the world's premier yacht builder.

Live aboard accommodations include a private pilothouse, on-deck galley and dinette, large salon with complete entertainment center, four staterooms with private heads and twin walk-in engine rooms. Fuel capacity is 1,150 gallons, water capacity is 350 gallons and power

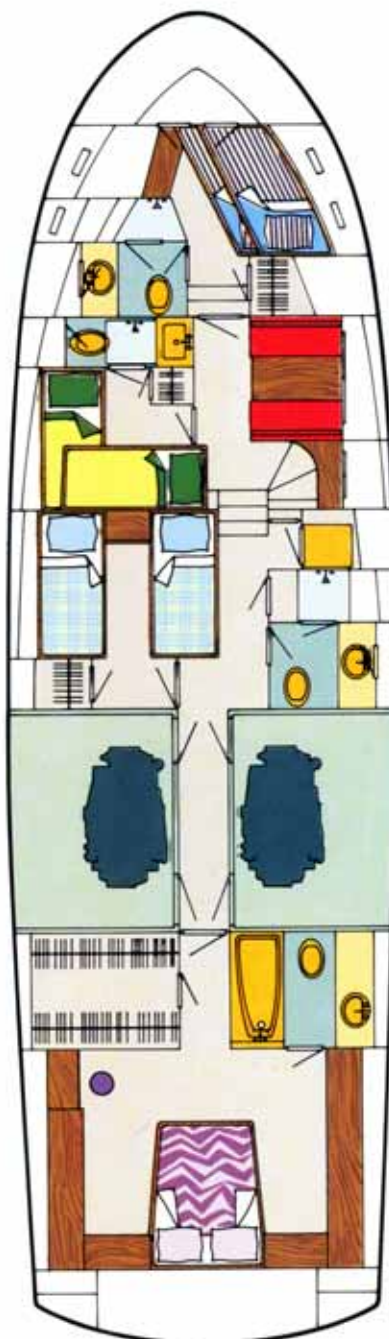
is by twin GM 8V-92TI diesel engines. Also available are optional twin GM 12V-71TI's.

The 61 Motor Yacht combines traditional Hatteras luxury with up-to-date marine safety and engineering. Some of the yacht's standard features include a 12-point systems monitor with visual and audible alarm system for vital mechanical and electrical functions, cooling blowers in each engine room, 20 kw generator and a more efficient and quieter air conditioning/heating system.

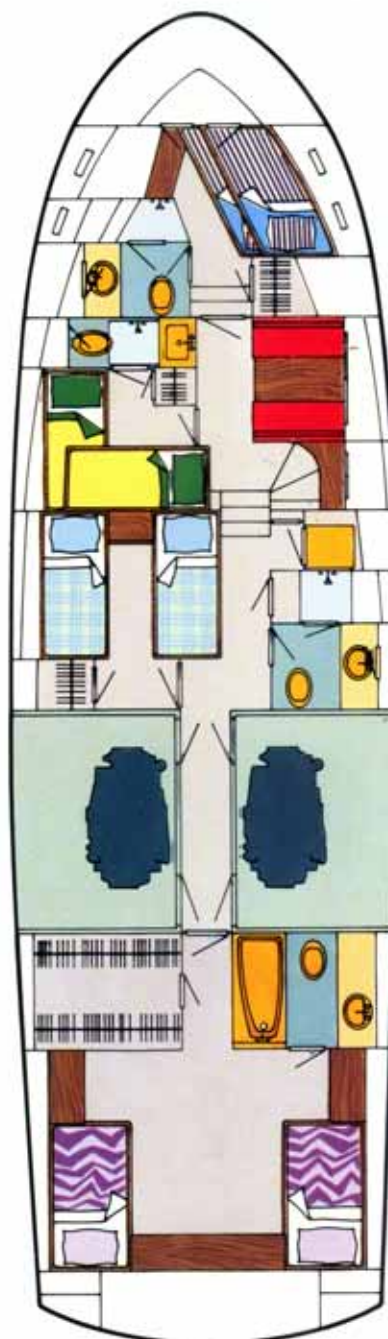
An optional flying bridge is available as well as an additional 20 kw generator.



DECKHOUSE ARRANGEMENT



**STANDARD QUEEN BED
IN MASTER STATEROOM**



**OPTIONAL TWIN BERTHS
IN MASTER STATEROOM**

Engines	Twin G.M. 8 V-92TI Diesels	Twin G.M. 12V-71TI Diesels
Length Overall	61'3"	18.67 m
Beam	18'2"	5.54 m
Draft	4'11"	1.50 m
Freeboard Forward	8'10"	3.90 m
Freeboard Aft	6'4"	1.93 m
Headroom Most Areas	6'7"	2.00 m
Fresh Water Capacity	350 gals	1,325 ltr
Fuel Capacity	1,150 gals	4,355 ltr
Weight Displacement	82,000 lbs	37,195 kg
Height Above Waterline to top of Flying Bridge Windshield	18'10"	5.74 m

STANDARD EQUIPMENT:

What You Like For Comfort.

What You Need For Reliability.

Hardware and Miscellaneous: Aluminum Mast with Radar Platform • All Hardware Chrome on Brass or Stainless Steel • Anchor with Chocks • Deck Hawse Pipe • Four Springline Cleats • Bow and Stern Cleats and Chocks • Deck Rail with Teakwood Railing and Stainless Steel Stanchions • Boarding Gates Port and Starboard Side Decks • Remote Controlled Searchlight • Fog Bell • Boat Hook with Clips • Dual Air Horns • Non-Skid on Exterior Decks • Zincs on Rudders and Shafts • Bow and Stern Staffs with Ensign and Pennant • Life Ring • Life Jackets • Mooring Lines • Portable Fire Extinguishers • Trim Tabs •

Engine Room and Bilge: 32 Volt Caged Lights • 32 Volt Bilge Blowers • Twin Diesel Freshwater-Cooled Main Engines with Marine Gear, Mufflers, Engine Hour Meters, Heavy Duty Alternators, Fuel Filters, and Raw Water Strainers • Fire Extinguishing System for Engine Room with Automatic and Remote Manual • Four 120V Cooling Blowers • 20 KW Fresh Water Cooled Generator with Sound Box Enclosure, Remote Starter, Raw Water Strainer, Hour Meter and Aqualift Muffler • Fuel Tank Selector Manifold • Fresh Water Fill Hose for Engines and Generators • Dockside Water Connection with Pressure Reducing Valve • Automatic Bilge Pumps and one Hand Bilge Pump • Valves on all Underwater Through Hull Fittings with Electrical Bonding • Radio Ground Plates • Stainless Steel Propeller Shafts Stubbed with Muff Couplings • Bronze Rudders and Struts with Rubber Strut Bearings • Four Blade Propellers • Sewage Holding Tank, Plumbed for Dockside Discharge •

Electrical Systems: Two Banks of Heavy Duty Marine, 32 Volt Batteries with Automatic Battery Charger • Battery Paralleling System with Switch at Control Console • Transformer Connected Shorelines • Two 240 Volt 50 Amp Shorelines • 32 and 120 Volt Light Fixtures • 120 Volt Duplex Electrical Outlets • Electric Control Panels and Distribution Panels with Magnetic Circuit Breakers, Volt Meters, Ammeters, Generator, Frequency Meter, and Battery Condition Indicator • Navigation Lights • Air Conditioning with Reverse Cycle Heating • AM/FM Stereo Receiver • SSB Radio Ground Screen Laminated in Hardtop • Systems Monitor: Visual and Audible Signal for Engine Oil Pressure, Engine Coolant Temperature, Exhaust Temperature, Drive Oil Temperature, A.C. Power Loss, High Bilge Water, Fire Warning in Engine Room and Living Areas and Fire Extinguisher System Discharge •

Pilot House: Teak Parquet Flooring • Wood Paneling • Vinyl Headlining • Sliding Doors Port and Starboard to Side Decks • High Pressure Laminate Chart Deck • Tinted Safety Glasses and Acrylic Curved Corner Sections • Cruising Seat with Storage • Steps to Lower Companionway • Three Electric Windshield

Wipers and Windshield Washers • Hydraulic Steering • Dual Lever Hydraulic Clutch and Throttle Controls • Compass with Light and Dimmer • Aircraft-type Chart Light • Control Station with Switches and Dimmable Lighted Instruments • Overhead Lights 120 and 32 Volt • 120 Volt Duplex Electrical Outlets • 120/240 Volt A.C. Switching Panel • A.C. Distribution Panels • D.C. Distribution Panels • D.C. Electronic Panel • Ladder to Optional Flying Bridge • Three Storage Lockers •

Flying Bridge and Bridge Deck (Optional): Bridge Ladder and Hatch from Pilot House • Molded Fiberglass Bridge • Storage under Control Console • Stainless Steel Rails and Stanchions • Tinted Acrylic Windshield • Control Station with All Necessary Switches and Dimmable Lighted Instruments • Compass with Light • Dual Lever Clutch and Throttle Controls • Hydraulic Steering • Adjustable Helmsman Seat • 32 and 120 Volt Weatherproof Receptacles •

Aft Deck: Two Stern Cleats and Chocks • 120 Volt Weatherproof Receptacle •

Salon: Carpeting • Valance Boards with Draperies • Vinyl Headlining • Doors to Aft Deck • Door to Galley • Entertainment Center with AM/FM Stereo Receiver, Cabinet with Sliding Doors for Television, Wet Bar with Ice Maker, Locker with Racks for Bottle and Glass Storage and Additional Storage Lockers • Tinted Safety Glass • Sliding Side Windows • 32 and 120 Volt Light Fixtures • 120 Volt Duplex Outlets • Stereo Speakers with Volume Control •

Galley: Vinyl Flooring in Galley, Carpet in Dinette and Parquet Flooring in Companionway • Draperies • Vinyl Headlining • High Pressure Laminate Countertops • Storage Cabinets, One with Damp Chaser • 120 Volt Refrigerator with Freezer • 240 Volt Four Burner Range with Oven and Hood with Exhaust Fan • Garbage Disposal • Stainless Steel Sink • 32 and 120 Volt Light Fixtures • 120 Volt Duplex Outlets • Dinette with Storage Under Seats • Dishwasher • Nutone Food Center • Doors to Salon and Pilothouse •

Master Stateroom: Carpeting • Vinyl Headlining • Polyfoam Mattress • Ventilating Portlights • Queen-size berth with Storage Under Berth • Nightstands • Cedar Lined Walk-in Wardrobe with Door and Automatic Light • Mirror • Valance Boards with Draperies • Stereo Speakers with Volume Control • 32 and 120 Volt Light Fixtures • 120 Volt Duplex Electrical Outlets • Built-in Vanity • Build-in Dressers, Port and Starboard • Built-in Book Shelves, Port and Starboard •

Master Head: Vinyl Flooring • Draperies • Vinyl Headlining • High Pressure Laminate Countertop • Tub and Shower with Automatic Sump Pump • Vitreous China Lavatory •

Medicine Cabinet with Mirror • Towel Bars • Retractable Clothesline • Electric Toilet • Exhaust blower • 32 and 120 Volt Light Fixtures • 120 Volt Duplex Electrical Outlet •

Aft Guest Stateroom: Carpeting • Wood Paneling • Vinyl Headlining • Polyfoam Mattresses • Ventilating Portlights • Twin Berths with Storage Under • Hanging Locker with Door • Nightstand • Mirror • Draperies • 32 and 120 Volt Light Fixtures • 120 Volt Duplex Electrical Outlets • Overhead Storage Cabinet • Towel Bars •

Aft Guest Head: Vinyl Flooring • Draperies • Vinyl Headlining • High Pressure Laminate Countertop • Shower with Automatic Sump Pump • Vitreous China Lavatory • Mirror • Towel Bars • Retractable Clothesline • Electric Toilet • 120 Volt Exhaust Blower • Medicine Cabinet with Mirror • 32 and 120 Volt Light Fixtures • 120 Volt Duplex Electrical Outlets •

Foreward Guest Stateroom: Carpeting • Wood Paneling • Vinyl Headlining • Polyfoam Mattresses • Upper and Lower Berths with Storage Under Lower Berth • Hanging Locker • Valance Board with Draperies • 32 and 120 Volt Light Fixtures • 120 Volt Duplex Electrical Outlets • Mirror •

Foreward Guest Head: Molded Fiberglass Unit Includes Lavatory and Cabinet • Mirror • Towel Bars • Retractable Clothesline • Electric Toilet • 120 Volt Exhaust Blower • 32 and 120 Volt Light Fixtures • 120 Volt Duplex Electrical Outlets • Shower with Curtain • Frosted Portlight •

Aft Companionway: Carpeting • Access Doors to Engine Rooms • Hanging Locker with Space for Optional Washer/Dryer • Clothes Hamper and Linen Storage •

Forward Companionway: Vinyl Flooring • Dinette with Storage that Converts to a Double Bed •

Bow Stateroom: Carpeting • Padded Vinyl Covering on Hullside and Vinyl Headlining • Upper and Lower Berths with Storage Under Lower Berth • Mirror • Rope Storage Locker • Hanging Locker with Automatic Light • Frosted Ventilating Portlights and Screened Opening Hatch • 32 and 120 Volt Light Fixtures • 120 Volt Duplex Electrical Outlet •

Bow Head: Vinyl Flooring, Headlining • High Pressure Laminate Countertop • Stall Shower with Automatic Sump Pump • Vitreous China Lavatory • Towel Bars • Medicine Cabinet with Mirror • Ventilating Frosted Portlight • Retractable Clothesline • Electric Toilet • Exhaust Blower • 32 and 120 Volt Light Fixtures • 120 Volt Duplex Electrical Outlets •



AMF

Hatteras Yachts

High Point, North Carolina 27261

61MY100680
Printed in U.S.A.

AMF Hatteras Yachts reserves the right to make styling, design, equipment and construction changes without notice. Also, prices are subject to change without notice. Some items shown may be optional. Hatteras is a registered trademark of AMF, Incorporated.